



(D)(a) Statement Showing Shareholding Pattern

Name of the Company:	Adani Enterprises Limited		
Scrip Code:	NSE : ADANIENT BSE : 512599		
Class of Security:	Equity		
Quarter ended:	31.12.2014		
Partly paid-up shares:-	No. of partly paid-up shares	As a % of total no. of partly paid-up shares	As a % of total no. of shares of the company
Held by promoter/promoter group	-	-	-
Held by public	-	-	-
Total	-	-	-
Outstanding convertible securities:-	No. of outstanding securities	As a % of total no. of outstanding convertible securities	As a % of total no. of shares of the company, assuming full conversion of the convertible securities
Held by promoter/promoter group	-	-	-
Held by public	-	-	-
Total	-	-	-
Warrants:-	No. of warrants	As a % of total no. of warrants	As a % of total no. of shares of the company, assuming full conversion of warrants
Held by promoter/promoter group	-	-	-
Held by public	-	-	-
Total	-	-	-
Total paid-up capital of the company, assuming full conversion of warrants and convertible securities	1099810083		100.00




Category code	Category of Shareholder	Number of Shareholders	Total number of shares	Number of shares held in dematerialized form	Total shareholding as a percentage of total number of shares		Shares pledged or otherwise encumbered	
					As a percentage of (A+B) ¹ (VI)	As a percentage of (A+B+C) (VII)	Number of Shares (VIII)	As a percentage (IX) = (VIII)/(IV)*100
(I)	(II)	(III)	(IV)	(V)	(VI)	(VII)	(VIII)	(IX)
(A)	Shareholding of Promoter and Promoter Group²							
1	Indian							
(a)	Individuals/ Hindu Undivided Family	5	894080	894080	0.08	0.08	0.00	0.00
(b)	Central Government/ State Government(s)				0.00	0.00		
(c)	Bodies Corporate	1	99491719	99491719	9.05	9.05	52367239	52.63
(d)	Financial Institutions/ Banks				0.00	0.00		
(e)	Any Others(Specify)				0.00	0.00		
(e-i)	Held by respective trustees (Beneficiary holders Family Trusts) *	2	630034660	630034660	57.29	57.29	0	0.00
(e-ii)	Held by respective partners (Beneficiary holders Partnership Firms)	0	0	0	0.00	0.00	0	0.00
	Sub Total(A)(1)	8	730420459	730420459	66.41	66.41	52367239	6.35
2	Foreign							
a	Individuals (Non-Residents Individuals)	1	90749100	90749100	8.25	8.25	90749100	100.00
b	Bodies Corporate	1	3688000	3688000	0.34	0.34	3688000	100.00
c	Institutions				0.00	0.00	0.00	0.00
d	Any Others(Specify)				0.00	0.00	0.00	0.00
d-i					0.00	0.00	0.00	0.00
d-ii					0.00	0.00	0.00	0.00
	Sub Total(A)(2)	2	94437100	94437100	8.59	8.59	94437100	100.00
	Total Shareholding of Promoter and Promoter Group (A)= (A)(1)+(A)(2)	10	824857559	824857559	75.00	75.00	146804339	17.80
(B)	Public shareholding						N.A.	N.A.
1	Institutions						N.A.	N.A.
(a)	Mutual Funds / UTI	8	115334	115334	0.01	0.01		
(b)	Financial Institutions/ Banks	11	28856863	28856863	2.62	2.62		
(c)	Central Government/ State Government(s)				0.00	0.00		
(d)	Venture Capital Funds				0.00	0.00		
(e)	Insurance Companies				0.00	0.00		
(f)	Foreign Institutional Investors	270	204664258	204664258	18.61	18.61		
(g)	Foreign Venture Capital Investors				0.00	0.00		
(h)	Any Other (specify)				0.00	0.00		
	Sub-Total (B)(1)	289	233636455	233636455	21.24	21.24		
							N.A.	N.A.
B	Non-institutions							
(a)	Bodies Corporate	867	2336068	2332068	0.21	0.21		
(b)	Individuals				0.00	0.00		
I	Individuals -i. Individual shareholders holding nominal share capital up to Rs 1 lakh	47328	12539174	12022229	1.14	1.14		
II	ii. Individual shareholders holding nominal share capital in excess of Rs. 1 lakh.	13	2312172	2312172	0.21	0.21		
(c)	Any Other (specify)							
(c-i)	Clearing Members (Shares in Transit)	400	364520	364520	0.03	0.03		
(c-ii)	NRIs	787	5585686	5585686	0.51	0.51		
(c-iii)	Foreign National	1	10000	10000	0.00	0.00		
(c-iv)	Corp. Body - Foreign Bodies	18	18168449	18168449	1.65	1.65		
	Sub-Total (B)(2)	49414	41316069	40795124	3.76	3.76		
(B)	Total Public Shareholding (B)= (B)(1)+(B)(2)	49703	274952524	274431579	25.00	25.00	N.A.	N.A.
	TOTAL (A)+(B)	49713	1099810083	1099289138	100.00	100.00		
(C)	Shares held by Custodians and against which Depository Receipts have been issued						N.A.	N.A.
1	Promoter and Promoter Group							
2	Public							
	GRAND TOTAL (A)+(B)+(C)	49713	1099810083	1099289138			146804339	13.35



(1)(b) Statement showing holding of securities (including shares, warrants, convertible securities) of persons belonging to the category: "Promoter and Promoter Group"


Sr. No.	Name of the shareholder	Total shares held		Encumbered Shares (%)		Details of warrants		Details of convertible securities		Total shares (including underlying shares assuming full conversion of warrants and convertible securities) as a % of diluted share capital
		Number	As a % of grand total (A)+(B)+(C)	Number	As a % of grand total (A)+(B)+(C)	Number of warrants held	As a % of total number of warrants of the same class	Number of convertible securities held	As a % of total number of convertible securities of the same class	
	(II)	(III)	(IV)	(V)	(VI)=(V)/(III)*100	(VII)	(IX)	(X)	(XI)	
1	Shri Rajesh S. Adani/Smt. Shilin R. Adani (on behalf of Rajesh S. Adani Family Trust)	0	0.00	0	0.00	0	0.00	0	0.00	0.00
2	Shri Vasant S. Adani/Smt. Poojita V. Adani (on behalf of Vasant S. Adani Family Trust)	0	0.00	0	0.00	0	0.00	0	0.00	0.00
3	Smt. Poojita V. Adani/Smt. Vasant S. Adani (on behalf of Vasant S. Adani Family Trust)	0	0.00	0	0.00	0	0.00	0	0.00	0.00
4	Smt. Priti G. Adani/Smt. Gautam S. Adani (on behalf of Gautam S. Adani Family Trust)	8836730	0.80	0	0.00	0	0.00	0	0.00	0.80
5	Shri Gautam S. Adani/Smt. Priti G. Adani (on behalf of Gautam S. Adani Family Trust)	0	0.00	0	0.00	0	0.00	0	0.00	0.00
6	Shri Mahasukh S. Adani/Smt. Suvarna M. Adani (on behalf of Mahasukh S. Adani Family Trust)	0	0.00	0	0.00	0	0.00	0	0.00	0.00
7	Smt. Suvarna M. Adani/Smt. Mahasukh S. Adani (on behalf of Mahasukh S. Adani Family Trust)	0	0.00	0	0.00	0	0.00	0	0.00	0.00
8	Smt. Shilin R. Adani/Smt. Rajesh S. Adani (on behalf of Rajesh S. Adani Family Trust)	0	0.00	0	0.00	0	0.00	0	0.00	0.00
9	Smt. Shilin R. Adani/Smt. Gautam S. Adani (on behalf of Gautam S. Adani Family Trust)	621197910	56.48	0	0.00	0	0.00	0	0.00	56.48
10	Smt. Rajan V. Adani/Smt. Vinod S. Adani (on behalf of Vinod S. Adani Family Trust)	0	0.00	0	0.00	0	0.00	0	0.00	0.00
11	Shri Gautam S. Adani/Smt. Rajesh S. Adani (on behalf of S. B. Adani Family Trust)	99491719	9.05	52367239	52.63	0	0.00	0	0.00	9.05
12	Smt. Priti G. Adani (On behalf of Adani Commodities - formerly known as Adani Investment)	90749100	8.25	3688000	100.00	0	0.00	0	0.00	8.25
13	Adani Properties Pvt. Ltd.	5688000	0.34	0	0.00	0	0.00	0	0.00	0.34
14	Shri Vinod Shantilal Adani	0	0.00	0	0.00	0	0.00	0	0.00	0.00
15	Ventura Power Investments Pvt. Ltd., Mauritius	0	0.00	0	0.00	0	0.00	0	0.00	0.00
16	Shri Rajesh S. Adani	0	0.00	0	0.00	0	0.00	0	0.00	0.00
17	Shri Pranav Y. Adani	0	0.00	0	0.00	0	0.00	0	0.00	0.00
18	Smt. Priti G. Adani	0	0.00	0	0.00	0	0.00	0	0.00	0.00
19	Smt. Shilin R. Adani	37000	0.00	0	0.00	0	0.00	0	0.00	0.00
20	Shri Bhavik B. Shah	611080	0.06	0	0.00	0	0.00	0	0.00	0.06
21	Shri Rakesh R. Shah	34000	0.00	0	0.00	0	0.00	0	0.00	0.00
22	Smt. Surekha B. Shah	196000	0.02	0	0.00	0	0.00	0	0.00	0.02
23	Smt. Priti R. Shah	16000	0.00	0	0.00	0	0.00	0	0.00	0.00
24	Shri Vinod N. Sanghvi	824857559	75.00	146804339	17.88	0	0.00	0	0.00	75.00
TOTAL						13.25	0	0	0.00	75.00

(*) The term "circumbrance" has the same meaning as assigned to it in regulation 28(3) of the SAST Regulations, 2011.



(1)(c)(i) Statement showing holding of securities (including shares, warrants, convertible securities) of persons belonging to the category "Public" and holding more than 1% of the total number of shares

Sr. No.	Name of the shareholder	Number of shares held	Shares as a percentage of total number of shares (i.e., Grand Total (A)+(B)+(C) indicated in Statement at para (1)(a) above)	Details of warrants		Details of convertible securities		Total shares (including underlying shares assuming full conversion of warrants and convertible securities) as a % of diluted share capital
				Number of warrants held	As a % of total number of warrants of the same class	Number of convertible securities held	% w.r.t. total number of convertible securities of the same class	
1	LIFE INSURANCE CORPORATION OF INDIA	27997267	2.55	0	0.00	0	0.00	2.55
2	CRESTA FUND LTD	27000633	2.46	0	0.00	0	0.00	2.46
3	ELARA INDIA OPPORTUNITIES FUND LIMITED	26320917	2.39	0	0.00	0	0.00	2.39
4	EMERGING INDIA FOCUS FUNDS	23610833	2.15	0	0.00	0	0.00	2.15
5	ALBULA INVESTMENT FUND LTD	18337131	1.67	0	0.00	0	0.00	1.67
6	HSBC BANK (MAURITIUS) LIMITED	17697312	1.61	0	0.00	0	0.00	1.61
7	GUDAMI INTERNATIONAL PTE LTD	13980900	1.27	0	0.00	0	0.00	1.27
8	JANUS OVERSEAS FUND	12789358	1.16	0	0.00	0	0.00	1.16
	TOTAL	167734351	15.25	0.00	0.00	0.00	0.00	15.25





(1)(c)(ii) Statement showing holding of securities (including shares, warrants, convertible securities) of persons (together with PAC) belonging to the category "Public" and holding more than 5% of the total number of shares of the Company

Sr. No.	Name(s) of the shareholder(s) and the Persons Acting in Concert (PAC) with them	Number of shares	Shares as a percentage of total number of shares i.e., Grand Total (A)+(B)+(C) indicated in Statement at para (1)(a) above	Details of warrants		Details of convertible securities		Total shares (including underlying shares assuming full conversion of warrants and convertible securities) as a % of diluted share capital
				Number of warrants held	As a % of total number of warrants of the same class	Number of convertible securities held	% w.r.t. total number of convertible securities of the same class	
1								
2								
Not Applicable								
TOTAL								



Handwritten signature


Sr.No	Notes
1	
2	
3	
4	
5	
6	
7	
8	
9	

(I)(d) Statement showing details of locked-in shares


Sr. No.	Name of the shareholder	Number of locked-in shares	Locked-in shares as a percentage of total number of shares {i.e., Grand Total (A)+(B)+(C) indicated in Statement at para (I)(a) above}
TOTAL			

Rece




(II)(a) Statement showing details of Depository Receipts (DRs)

Sr. No.	Type of outstanding DR (ADRs, GDRs, SDRs, etc.)	Number of outstanding DRs	Number of shares underlying outstanding DRs	Shares underlying outstanding DRs as a percentage of total number of shares {i.e., Grand Total (A)+(B)+(C) indicated in Statement at para (I)(a) above}
Not Applicable				0.00
1				0.00
2				0.00
3				0.00
4				0.00
5				0.00
6				0.00
7				0.00
8				0.00
9				
TOTAL		0	0	0.00



(II)(b) Statement showing Holding of Depository Receipts (DRs), where underlying shares held by "promoter / promoter group" are in excess of 1% of the total number of shares

Sr. No.	Name of the DR Holder	Type of outstanding DR (ADRs, GDRs, SDRs, etc.)	Number of shares underlying outstanding DRs	Shares underlying outstanding DRs as a percentage of total number of shares {i.e., Grand Total (A)+(B)+(C) indicated in Statement at para (I)(a) above}
Not Applicable				
1				0.00
2				0.00
3				0.00
4				0.00
5				0.00
6				0.00
7				0.00
8				0.00
9				0.00
			0	0.00
TOTAL				



 KADANI ENTERPRISES LTD. AHMEDABAD

(III)(a) Statement showing the voting pattern of shareholders, if more than one class of shares/securities is issued by the issuer.

(Give description of voting rights for each class of security.)

Class X :

Class Y :

Class Z :

Category code	Category of shareholder	Number of Voting Rights held in each class of securities			Total Voting Rights (III+IV+V) (VI)	Total Voting rights i.e. (VI)	
		Class X (III)	Class Y (IV)	Class Z (V)		As a percentage of (A+B) (VII)	As a percentage of (A+B+C) (VIII)
(A)	Promoter and Promoter Group						
(1)	Indian						
(a)	Individuals/ Hindu Undivided Family						
(b)	Central Government/ State Government(s)						
(c)	Bodies Corporate						
(d)	Financial Institutions/ Banks						
(e)	Any Other (specify)						
	Sub-Total (A)(1)						
(2)	Foreign						
(a)	Individuals (Non-Resident Individuals/ Foreign Individuals)						
(b)	Bodies Corporate						
(c)	Institutions						
(d)	Any Other (specify)						
	Sub-Total (A)(2)						
	Total Shareholding of Promoter and Promoter Group (A)= (A)(1)+(A)(2)						
(B)	Public shareholding						
(1)	Institutions						
(a)	Mutual Funds/ UTI						
(b)	Financial Institutions/ Banks						
Category code	Category of shareholder	Number of Voting Rights held in each class of			Total Voting Rights (III+IV+V) (VI)	Total Voting rights i.e. (VI)	
(I)	(II)	Class X (III)	Class Y (IV)	Class Z (V)		As a percentage of (A+B) (VII)	As a percentage of (A+B+C) (VIII)
(c)	Central Government/ State Government(s)						
(d)	Venture Capital Funds						
(e)	Insurance Companies						
(f)	Foreign Institutional Investors						
(g)	Foreign Venture Capital Investors						
(h)	Any Other (specify)						
	Sub-Total (B)(1)						
(2)	Non-institutions						
(a)	Bodies Corporate						
(b)	Individuals - i. Individual shareholders holding nominal share capital up to Rs. 1 lakh. ii. Individual shareholders holding nominal share capital in excess of Rs. 1 lakh.						
(c)	Any Other (specify)						
	Sub-Total (B)(2)						
	Total Public Shareholding (B)= (B)(1)+(B)(2)						
	TOTAL (A)+(B)						
(C)	Shares held by Custodians and against which Depository Receipts have been issued						
	GRAND TOTAL (A)+(B)+(C)						



Recd